

Verbinde die Ziffern mit den passenden Mengen.

10

9

8

7

6

5

4

3

2

1





The image shows a matching exercise for numbers 1 through 10. The numbers are arranged in a circle. Around the numbers are various groups of red beads. The groups are: 10 beads (two columns of five), 9 beads (two columns of four and one single bead), 8 beads (two columns of four), 7 beads (two columns of three and one single bead), 6 beads (two columns of three), 5 beads (two columns of two and one single bead), 4 beads (two columns of two), 3 beads (two single beads), 2 beads (two single beads), and 1 bead (one single bead).

Verbinde die passenden Mengen  
mit den verliebten Zahlen.











Wieviele Muggelsteine siehst Du?  
 Kreise die zutreffende Zahl ein.









---

				35	45	
				23	53	73




---

								37
							97	73







---

								67	96
								69	57

---

			72	37	52	
			17	25	27	29

---

						65	54	
						66	68	56

---

Trage die richtigen Zahlen in die leeren Pfeile ein.

